


## Limit value switches - MINI MCR-2-UI-REL-PT - 2902035

Please be informed that the data shown in this PDF Document is generated from our Online Catalog. Please find the complete data in the user's documentation. Our General Terms of Use for Downloads are valid (<http://phoenixcontact.com/download>)




Universally configurable threshold value switch with changeover contact relay output and plug-in connection technology for switching analog limit values. Configurable via DIP switch or software. Push-in connection technology, standard configuration.

### Product Description

Universally configurable threshold value switch with changeover contact relay output and plug-in connection technology for switching analog limit values. Current signals between 0 mA ... 24 mA and voltage signals between 0 V ... 12 V can be processed on the input side. A relay with changeover contact is available on the output side. It is then possible to switch loads up to 250 V AC/DC and max. 6 A. You can configure the device using one of the free software solutions. Default settings can also easily be made directly on the device via DIP switches (see configuration table). The measuring transducer supports fault monitoring and NFC communication.



### Key Commercial Data

Packing unit	1 pc
GTIN	 4 046356 649711
GTIN	4046356649711
Weight per Piece (excluding packing)	120.000 g
Custom tariff number	85437090
Country of origin	Germany

### Technical data

#### Note

Utilization restriction	EMC: class A product, see manufacturer's declaration in the download area
-------------------------	---

#### Dimensions

Width	6.2 mm
Height	109.81 mm
Depth	119.2 mm

# Limit value switches - MINI MCR-2-UI-REL-PT - 2902035

## Technical data

### Ambient conditions

Ambient temperature (operation)	-40 °C ... 70 °C
Ambient temperature (storage/transport)	-40 °C ... 85 °C
Permissible humidity (operation)	5 % ... 95 % (non-condensing)
Degree of protection	IP20 (not assessed by UL)
Noise immunity	EN 61000-6-2 When being exposed to interference, there may be minimal deviations.

### Input data

Configurable/programmable	Yes
Voltage input signal	0 V ... 10 V (via DIP switch)
	0 V ... 12 V (can be set via software)
Current input signal	0 mA ... 20 mA (via DIP switch)
	0 mA ... 24 mA (can be set via software)
max. input voltage	12 V
Max. input current	24 mA
Input resistance of voltage input	> 120 kΩ
Input resistance current input	approx. 50 Ω (+0.7 V for test diode)

### Switching output

Output name	Relay output
Contact type	1 changeover contact
Contact material	AgSnO <sub>2</sub> , hard gold-plated
Maximum switching voltage	250 V AC
	30 V DC
	240 V AC (UL)
Limiting continuous current	6 A AC
	4 A DC
Min. switching current	100 mA (12 V DC)
Mechanical service life	2x 10 <sup>7</sup> cycles
Setting range of the response delay	0 s ... 10 s (can be set freely via software)
Internal hysteresis	can be set freely via software
Max. switching current	6 A AC (250 V AC)
	4 A DC (30 V DC)

### Power supply

Nominal supply voltage	24 V DC
Supply voltage range	9.6 V DC ... 30 V DC (The DIN rail bus connector (ME 6,2 TBUS-2 1,5/5-ST-3,81 GN, Order No. 2869728) can be used to bridge the supply voltage. It can be snapped onto a 35 mm DIN rail according to EN 60715))
Typical current consumption	40 mA (12 V DC)

# Limit value switches - MINI MCR-2-UI-REL-PT - 2902035

## Technical data

### Power supply

	20 mA (24 V DC)
Power consumption	≤ 0.5 W

### Connection data

Connection method	Push-in connection
Stripping length	10 mm
Conductor cross section solid	0.2 mm² ... 2.5 mm² (with ferrule)
	0.14 mm² ... 2.5 mm² (without ferrule)
Conductor cross section flexible	0.14 mm² ... 2.5 mm²
Conductor cross section AWG	24 ... 12 (flexible)

### General

No. of channels	1
Maximum transmission error	0.1 % (of final value)
Maximum temperature coefficient	0.01 %/K
Switching point accuracy	< 0.1 %
Status display	Yellow LED (switching output)
Electrical isolation	Reinforced insulation in accordance with IEC 61010-1
Overvoltage category	II
Degree of pollution	2
Rated insulation voltage	300 V (effective)
Test voltage, input/output/supply	3 kV (50 Hz, 1 min.)
Electromagnetic compatibility	Conformance with EMC directive
Noise emission	EN 61000-6-4
Noise immunity	EN 61000-6-2 When being exposed to interference, there may be minimal deviations.
Color	gray
Housing material	PBT
Mounting position	any
Assembly instructions	The T connector can be used to bridge the supply voltage. It can be snapped onto a 35 mm DIN rail according to EN 60715.
Fire protection for rail vehicles (DIN EN 45545-2) R22	HL 1 - HL 2
Fire protection for rail vehicles (DIN EN 45545-2) R23	HL 1 - HL 2
Fire protection for rail vehicles (DIN EN 45545-2) R24	HL 1 - HL 2

### Standards and Regulations

Electromagnetic compatibility	Conformance with EMC directive
Noise emission	EN 61000-6-4
Designation	GB Standard
Standards/regulations	GB 3836.1

## Limit value switches - MINI MCR-2-UI-REL-PT - 2902035

### Technical data

#### Standards and Regulations

	GB 3836.4
	GB 3836.8
Electrical isolation	Reinforced insulation in accordance with IEC 61010-1

#### Conformance/approvals

Designation	CE
Certificate	CE-compliant
Designation	ATEX
Identification	# II 3G Ex ec ic nC IIC T4 Gc
Certificate	BVS 18 ATEX E 071 X
Designation	IECEX
Identification	Ex ec ic nC IIC T4 Gc
Certificate	IECEX BVS 18.0060X
Designation	CCC / China-Ex
Identification	Ex ic nA nC IIC T4 Gc
Designation	UL, USA / Canada
Identification	UL 508 Listed
	Class I, Div. 2, Groups A, B, C, D T4A
	Class I, Zone 2, Group IIC T4A
Designation	Shipbuilding approval
Certificate	DNV GL TAA000021E
Temperature	B
Humidity	B
Vibration	A
EMC	A
Enclosure	Required protection according to the Rules shall be provided upon installation on board

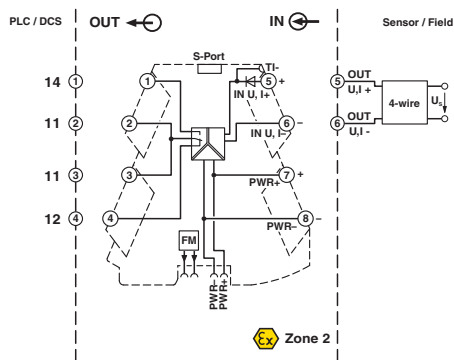
#### Environmental Product Compliance

REACH SVHC	Lead 7439-92-1
China RoHS	Environmentally Friendly Use Period = 50 years
	For details about hazardous substances go to tab "Downloads", Category "Manufacturer's declaration"

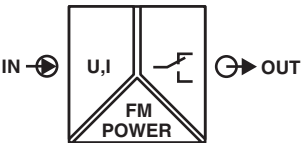
### Drawings

Limit value switches - MINI MCR-2-UI-REL-PT - 2902035

Block diagram



Pictogram



Classifications

eCl@ss

eCl@ss 10.0.1	27210122
eCl@ss 11.0	27210122
eCl@ss 4.0	27210100
eCl@ss 4.1	27210100
eCl@ss 5.0	27210100
eCl@ss 5.1	27210100
eCl@ss 6.0	27210100
eCl@ss 7.0	27210122
eCl@ss 9.0	27210122

ETIM

ETIM 4.0	EC002654
ETIM 6.0	EC002654
ETIM 7.0	EC002654

UNSPSC

UNSPSC 6.01	30211506
UNSPSC 7.0901	39121008
UNSPSC 11	39121008
UNSPSC 12.01	39121008
UNSPSC 13.2	39121008
UNSPSC 18.0	39121008
UNSPSC 19.0	39121008
UNSPSC 20.0	39121008

## Limit value switches - MINI MCR-2-UI-REL-PT - 2902035

### Classifications

#### UNSPSC

UNSPSC 21.0	39121008
-------------	----------

### Approvals

#### Approvals

#### Approvals

UL Listed / cUL Listed / DNV GL / EAC / EAC / CCC / cULus Listed

#### Ex Approvals


UL Listed / cUL Listed / IECEx / ATEX / NEPSI / cULus Listed

### Approval details


UL Listed		<a href="http://database.ul.com/cgi-bin/XYV/template/LISEXT/1FRAME/index.htm">http://database.ul.com/cgi-bin/XYV/template/LISEXT/1FRAME/index.htm</a>	FILE E 238705
-----------	---	---	---------------

cUL Listed		<a href="http://database.ul.com/cgi-bin/XYV/template/LISEXT/1FRAME/index.htm">http://database.ul.com/cgi-bin/XYV/template/LISEXT/1FRAME/index.htm</a>	FILE E 238705
------------	---	---	---------------

DNV GL		<a href="https://approvalfinder.dnvgl.com/">https://approvalfinder.dnvgl.com/</a>	TAA000021E
--------	---	---	------------

EAC			TR_TS_D_00573_c
-----	---	--	-----------------

EAC			RU*C- DE.*08.B.00010
-----	---	--	-------------------------

CCC			2021322304003825
-----	---	--	------------------

## Limit value switches - MINI MCR-2-UI-REL-PT - 2902035

### Approvals

cULus Listed



### Accessories

#### Accessories

#### Device marking

Marker for end clamp - UCT-EM (30X5) - 0801505



Marker for end clamp, Sheet, white, unlabeled, can be labeled with: TOPMARK NEO, TOPMARK LASER, BLUEMARK ID COLOR, BLUEMARK ID, BLUEMARK CLED, THERMOMARK PRIME, THERMOMARK CARD 2.0, THERMOMARK CARD, mounting type: snapped into marker carrier, lettering field size: 30 x 5 mm, Number of individual labels: 24

Plastic label - UC-EMLP (15X5) - 0819301



Plastic label, Sheet, white, unlabeled, can be labeled with: BLUEMARK ID COLOR, BLUEMARK ID, BLUEMARK CLED, PLOTMARK, CMS-P1-PLOTTER, mounting type: adhesive, lettering field size: 15 x 5 mm, Number of individual labels: 10

Plastic label - UC-EMLP (15X5) YE - 0822615



Plastic label, Sheet, yellow, unlabeled, can be labeled with: BLUEMARK ID COLOR, BLUEMARK ID, BLUEMARK CLED, PLOTMARK, CMS-P1-PLOTTER, mounting type: adhesive, lettering field size: 15 x 5 mm, Number of individual labels: 10

Plastic label - UC-EMLP (15X5) SR - 0828095



Plastic label, Sheet, silver, unlabeled, can be labeled with: BLUEMARK ID COLOR, BLUEMARK ID, BLUEMARK CLED, PLOTMARK, CMS-P1-PLOTTER, mounting type: adhesive, lettering field size: 15 x 5 mm, Number of individual labels: 10

## Limit value switches - MINI MCR-2-UI-REL-PT - 2902035

### Accessories

#### Plastic label - US-EMLP (15X5) - 0828790



Plastic label, Card, white, unlabeled, can be labeled with: BLUEMARK ID COLOR, BLUEMARK ID, THERMOMARK PRIME, THERMOMARK CARD 2.0, THERMOMARK CARD, mounting type: adhesive, lettering field size: 15 x 5 mm, Number of individual labels: 189

#### Plastic label - US-EMLP (15X5) YE - 0828873



Plastic label, Card, yellow, unlabeled, can be labeled with: BLUEMARK ID COLOR, BLUEMARK ID, THERMOMARK PRIME, THERMOMARK CARD 2.0, THERMOMARK CARD, mounting type: adhesive, lettering field size: 15 x 5 mm, Number of individual labels: 189

#### Plastic label - US-EMLP (15X5) SR - 0828874



Plastic label, Card, silver, unlabeled, can be labeled with: BLUEMARK ID COLOR, BLUEMARK ID, THERMOMARK PRIME, THERMOMARK CARD 2.0, THERMOMARK CARD, mounting type: adhesive, lettering field size: 15 x 5 mm, Number of individual labels: 189

#### Marker for end clamp - UCT-EM (30X5) YE - 0830340



Marker for end clamp, Sheet, yellow, unlabeled, can be labeled with: TOPMARK NEO, TOPMARK LASER, BLUEMARK ID COLOR, BLUEMARK ID, BLUEMARK CLED, THERMOMARK PRIME, THERMOMARK CARD 2.0, THERMOMARK CARD, mounting type: snapped into marker carrier, lettering field size: 30 x 5 mm, Number of individual labels: 24

### DIN rail connector

#### DIN rail bus connectors - ME 6,2 TBUS-2 1,5/5-ST-3,81 GY - 2695439



DIN rail connector (TBUS), 5-pos., for bridging the supply voltage, can be snapped onto NS 35/... DIN rails according to EN 60715



## Limit value switches - MINI MCR-2-UI-REL-PT - 2902035

### Accessories

DIN rail bus connectors - ME 6,2 TBUS-2 1,5/5-ST-3,81 GN - 2869728



DIN rail connector for DIN rail mounting. Universal for TBUS housing. Gold-plated contacts, 5-pos.

---

### Evaluation unit

Monitoring module - MINI MCR-2-FM-RC - 2904504



Fault monitoring module with plug-in connection technology for evaluating and reporting group errors from the FM system and for monitoring the supply voltages. Error message via N/C contact. Screw connection technology, standard configuration

---

Monitoring module - MINI MCR-2-FM-RC-PT - 2904508



Fault monitoring module with plug-in connection technology for evaluating and reporting group errors from the FM system and for monitoring the supply voltages. Error message via N/C contact. Push-in connection technology, standard configuration

---

### Labeled device marker

Marker for end clamp - UCT-EM (30X5) CUS - 0801589



Marker for end clamp, can be ordered: by sheet, white, labeled according to customer specifications, mounting type: snapped into marker carrier, lettering field size: 30 x 5 mm, Number of individual labels: 24

---

Plastic label - UC-EMLP (15X5) CUS - 0824550



Plastic label, can be ordered: by sheet, white, labeled according to customer specifications, mounting type: adhesive, lettering field size: 15 x 5 mm

## Limit value switches - MINI MCR-2-UI-REL-PT - 2902035

### Accessories

---

#### Plastic label - UC-EMLP (15X5) YE CUS - 0824551



Plastic label, can be ordered: by sheet, yellow, labeled according to customer specifications, mounting type: adhesive, lettering field size: 15 x 5 mm

---

#### Plastic label - UC-EMLP (15X5) SR CUS - 0828099



Plastic label, can be ordered: by sheet, silver, labeled according to customer specifications, mounting type: adhesive, lettering field size: 15 x 5 mm, Number of individual labels: 10

---

#### Plastic label - US-EMLP (15X5) CUS - 0830076



Plastic label, can be ordered: by card, white, labeled according to customer specifications, mounting type: adhesive, lettering field size: 15 x 5 mm, Number of individual labels: 189

---

#### Plastic label - US-EMLP (15X5) YE CUS - 0830077



Plastic label, can be ordered: by card, yellow, labeled according to customer specifications, mounting type: adhesive, lettering field size: 15 x 5 mm, Number of individual labels: 189

---

#### Plastic label - US-EMLP (15X5) SR CUS - 0830078



Plastic label, can be ordered: by card, silver, labeled according to customer specifications, mounting type: adhesive, lettering field size: 15 x 5 mm, Number of individual labels: 189

## Limit value switches - MINI MCR-2-UI-REL-PT - 2902035

### Accessories

Marker for end clamp - UCT-EM (30X5) YE CUS - 0830348



Marker for end clamp, can be ordered: by sheet, yellow, labeled according to customer specifications, mounting type: snapped into marker carrier, lettering field size: 30 x 5 mm, Number of individual labels: 24

---

### Power module

Power terminal block - MINI MCR-2-PTB - 2902066



Power terminal with plug-in connection technology for delivering the supply voltage to the DIN rail connector. Monitoring of the supply voltages in combination with the fault monitoring module. Screw connection technology

---

Power terminal block - MINI MCR-2-PTB-PT - 2902067



Power terminal with plug-in connection technology for delivering the supply voltage to the DIN rail connector. Monitoring of the supply voltages in combination with the fault monitoring module. Push-in connection technology

---

### Power supply

Power supply unit - MINI-SYS-PS-100-240AC/24DC/1.5 - 2866983



Please use the following item in new systems: 2904614  
Primary-switched MINI POWER power supply for DIN rail mounting, input: 1-phase, output: 24 V DC/1.5 A

---

### Programming adapter

## Limit value switches - MINI MCR-2-UI-REL-PT - 2902035

### Accessories

#### Programming adapter - IFS-USB-PROG-ADAPTER - 2811271



Programming adapter with USB interface, for programming with software. The USB driver is included in the software solutions for the products to be programmed, such as measuring transducers or motor managers.

---

#### Adapter - IFS-BT-PROG-ADAPTER - 2905872



Bluetooth adapter with micro USB and S-PORT interface for wireless communication with the MINI Analog, MINI Analog Pro, MACX Analog, INTERFACE system gateways, and PLC logic device series.

---

#### Programming adapter - TWN4 MIFARE NFC USB ADAPTER - 2909681



Near Field Communication (NFC) programming adapter with USB interface for the wireless configuration of NFC-capable products from PHOENIX CONTACT with software. No separate USB driver is required.

---

### Terminal marking

#### Marker strip - SK 5,0 WH:REEL - 0805221



Marker strip, Roll, white, unlabeled, can be labeled with: THERMOMARK ROLL 2.0, THERMOMARK ROLL, THERMOMARK ROLL X1, THERMOMARK ROLLMASTER 300/600, THERMOMARK X1.2, mounting type: adhesive, for terminal block width: 5 mm, lettering field size: continuous x 5 mm, Number of individual labels: 90000